

Unit 1

Getting Started




OBJECTIVES

- Make formal introductions
- Identify components of an email
- Describe a company

Part 1: Complete the following before class.

Follow the instructions below to complete the online work for Unit 1.
You must get at least 80% on steps 3-8. Put a ✓ next to each step after you finish.

Your teacher will tell you when the online work for Unit 1 is due.
Write the due date your teacher gives you here: _____

- Step 1 Watch the presentation videos. (activity 1) 
- Step 2 Use the flashcards until you can remember all the words and phrases. (activity 2)
- Step 3 Take the vocabulary quiz. (activity 3)
- Step 4 Take the grammar quiz. (activity 4)
- Step 5 Read about making a good first impression. (activity 5)
- Step 6 Listen to a telephone conversation. (activity 6) 
- Step 7 Read about startup, Akili Entertainment. (activity 7)
- Step 8 Listen and choose the topics you hear mentioned. (activity 8) 
- Step 9 Use the questions on the next page to complete the final quiz. (activity 9)
Then, you are ready to go to class and practice. Great job!!

MOODLE / PE ONLINE

- ❑ Do Activities 1, 2 → watch videos, study vocabulary
 - Click the box for Vocabulary Review
 - Activities 3 and 4 will open

- ❑ Do Activities 3, 4 → Vocabulary Quiz and Grammar Quiz
 - Activities 5, 6, 7, 8 will open

- ❑ Do Activities 5, 6, 7, 8 → Listening 1 and 2, Reading 1, 2
 - Activity 9 will open

MOODLE / PE ONLINE

SUGGESTED SCHEDULE

Day 1: *Watch video presentation(s)*

Grammar Quiz

Day 2: *Study* *the vocabulary*

Vocabulary Quiz

Day 3: Reading 1, Listening 1

Day 4: Reading 2, Listening 2

Day 5: Final Quiz

Day 6: Preview/try the activities
in the book

❖ REMEMBER ...



**take
notes!**



FLIPPED LEARNING

pe.daegu.ac.kr

FLIPPED LEARNING

Moodle/Online

- pe.daegu.ac.kr
- Learn the language
 - 기술을 배우다
 - Vocabulary, Grammar, Listening, Reading

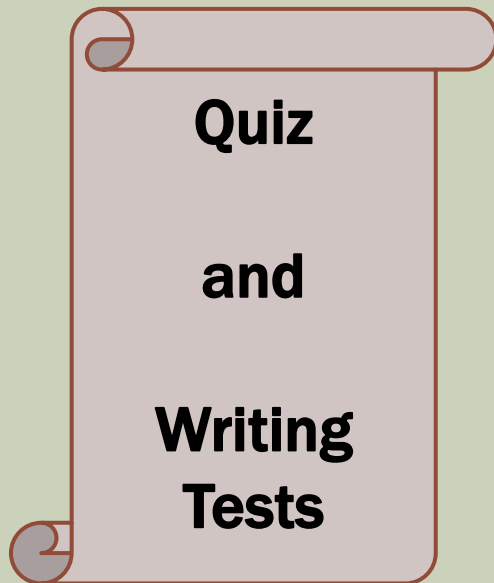
In-class

- Review by Application 신청
 - With teacher, classmates
 - More interactions (speaking)
더 많은 상호 작용
- Use the skills/language
 - 기술을 사용하다
- Apply the skills/language
 - 기술을 적용하다
- Practice the skills/language
 - 기술을 습득하다

FLIPPED LEARNING

Moodle/Online

- Activities will help you study for the ...



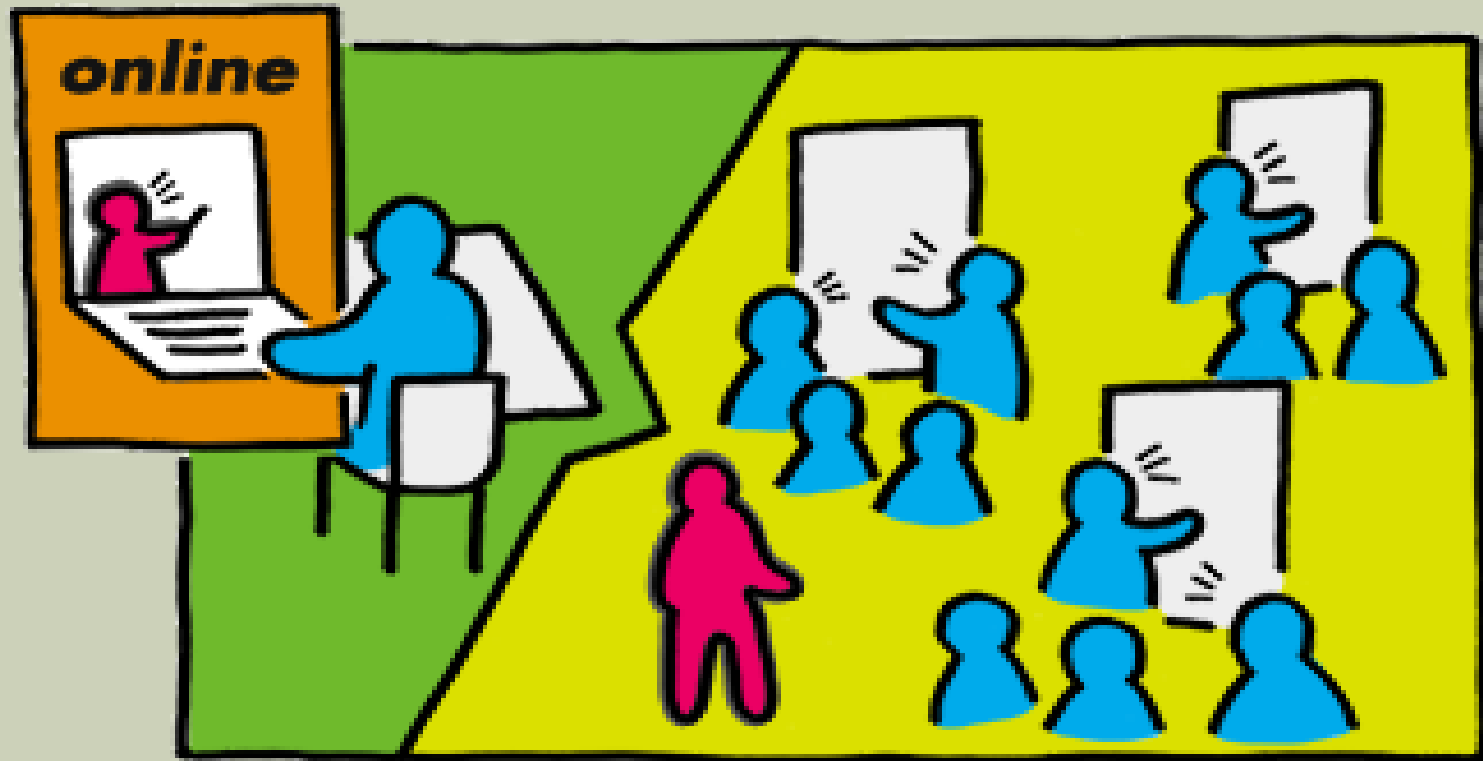
In-class

- Activities will help you prepare for the ...




The **Flipped** Model

Knowledge **Acquisition**



Knowledge **Construction**

FLIPPED LEARNING

- Why??? Benefits? 이익?
 - Stop, rewind, repeat, re-do, review
 - Mixed levels 
 - Self-paced 자기 주도 학습
 - Autonomous learning 자율 학습
 - More exposure to the language



So what?

STUDENTS CAN BUILD CONFIDENCE

