



SECOND VIEWING:

Watch Presentation 2 of Episode 4 of the DVD. Note the changes in the visuals. Close your textbooks and enjoy the speech!

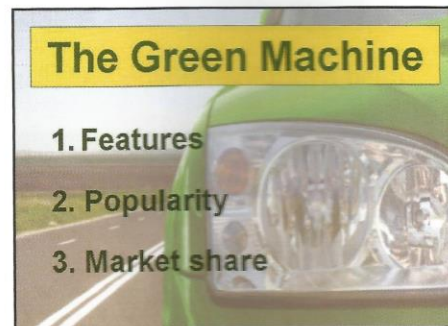
Presentation 1 Presentation 2

Compare your slide analysis to the solutions below.



Problem

- Speaker can't remember main points



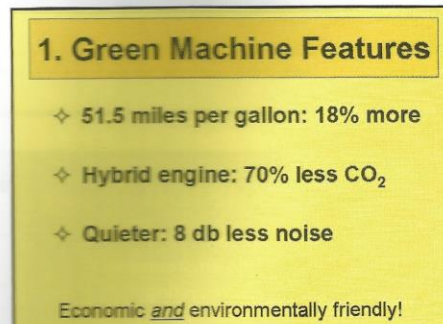
Solution

- Use an overview chart



Problem

- Font point size is too small
- Long sentences
- Noisy background



Solution

- Use a large point size
- Avoid sentences
- Use a simple background

Presentation 1

Green Machine Popularity

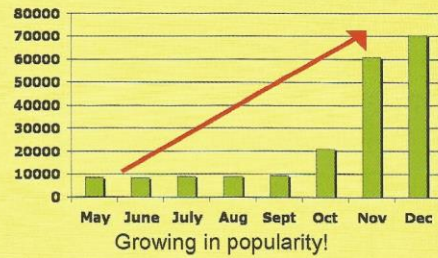
MONTH	SALES
May	8,140
June	8,120
July	8,840
August	8,920
September	9,230
October	20,912
November	60,732
December	70,322

Problem

- Difficult to visualize a trend

Presentation 2

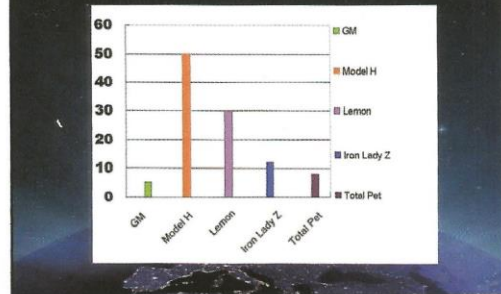
2.1 Green Machine Popularity



Solution

- Show ideas with images (graphs, illustrations, photos, etc.)

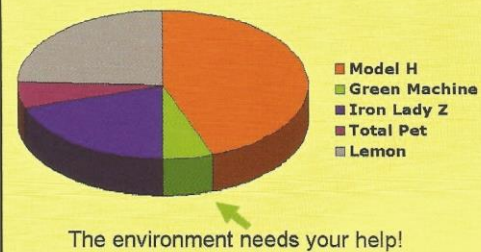
Green Machine Market Share



Problem

- Wrong kind of chart to show percentages

3. Green Machine Market Share



Solution

- Choose the right kind of chart to communicate your message

Conclusion

Remember:
If you care about the environment,
If you believe in recycling,
You'll love Green Machine!

(Green Machine is sold on a first-come, first-served basis. Performance is based on standard ratings and may vary depending on local driving and weather conditions.)

Thank you for your attention!

Problem

- "Noisy" conclusion chart
- Font is too small

The Green Machine

1. Features

Economic and environmentally friendly!

2. Popularity

Growing!

3. Market share

Needs your help!

Solution

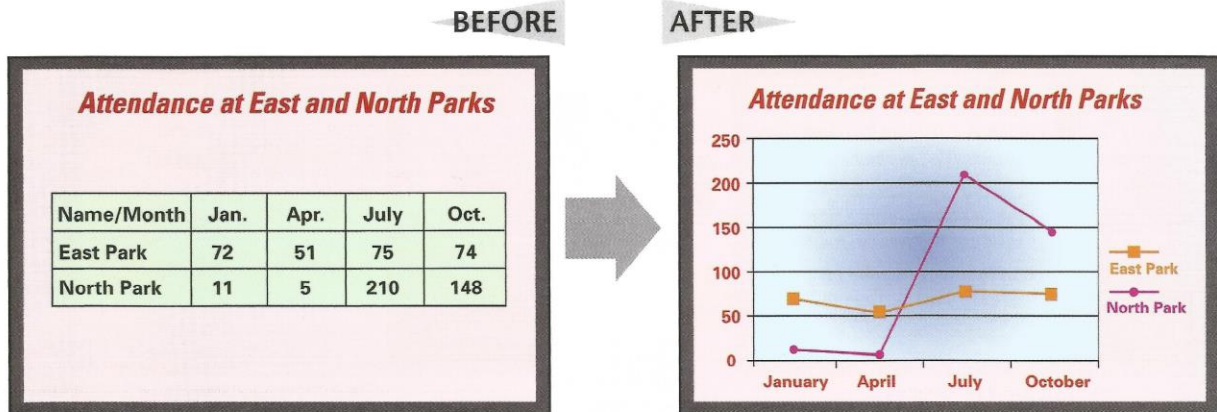
- Use a simple conclusion chart like this one
- Make sure the font is large enough

How to Make Visuals: Guidelines

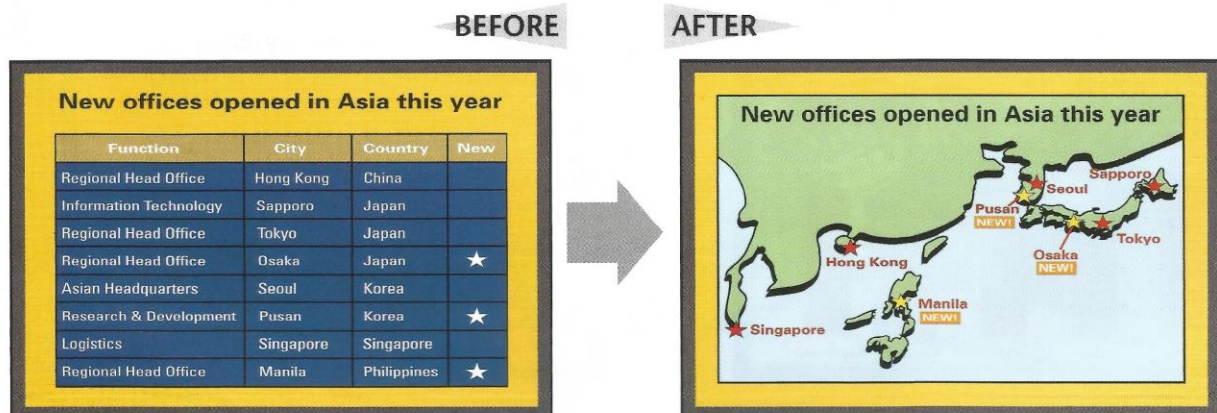
Guideline 1: Show Images

Show the audience your information by changing words and numbers into images.

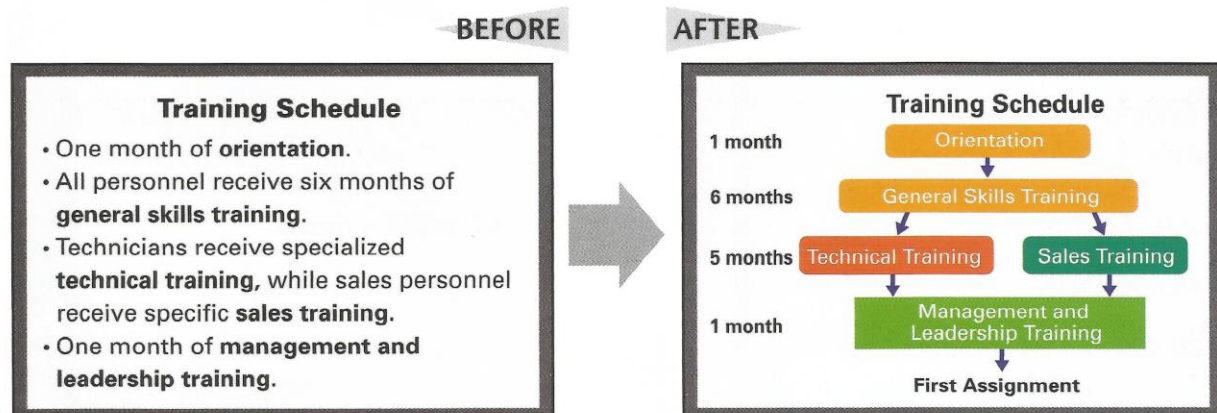
- Change a confusing table of numbers into a graph.



- Change a list of locations into a map.



- Change words into a flow chart.



Guideline 2: KISS (Keep your Information Short and Simple)

- *Simplify sentences into easily remembered key words and phrases.*

BEFORE AFTER

Scuba Diving Safety Rules



Always dive with another person, a "buddy," so that you can watch over each other.

Remember to calculate bottom time to allow enough time for decompression if necessary.

Don't put your hands on marine animals. You could injure them or yourself.

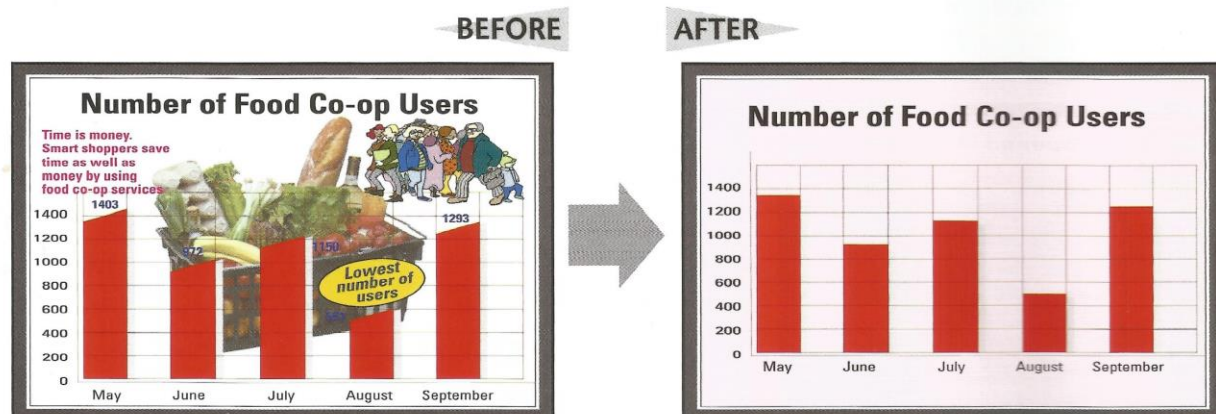
➔

Scuba Diving Safety Rules



- Dive with a Buddy
- Watch the Bottom Time
- Don't Touch Marine Life

- *Eliminate unnecessary information.*



- *Eliminate unnecessary details. Round off numbers and eliminate extra words to make easily remembered key points.*

BEFORE AFTER

3 Good Reasons to Work with ACME Corporation

- 1,236,427 Items in Stock
- 149,650 Customers Last Year
- \$28,435,954.94 in Sales Last Year

➔

3 Good Reasons to Work with ACME Corporation

- 1.2 Million Items
- 150,000 Customers
- \$28.5 Million in Sales

Figures are for last year