



Practical English 3

Spring 2018

Welcome to PE 3 ^^

TODAY ...

- ① Course overview (grading, syllabus 강의 계획서)
- ② Moodle sign-up – PE website (pe.daegu.ac.kr)



Useful language

- Excuse me. / Pardon me.
- Could you say that again, please?
- Could you speak more slowly, please?
- May I go to the restroom?
- **I don't understand.**
- **What does _____ mean?**



Know that --

“It’s OK to ask what a word means and it’s necessary for survival in [any] classroom” (Hahn, 2002, p. 67).

*단어가 의미하는 바를 묻는 것은 괜찮습니다.
교실에서 생존하는 데 필요합니다.*

Practical English 3

- ▶ English in the workplace
 - ▶ Telephone conversation
 - ▶ Interactions with colleagues (co-workers)
 - ▶ Interactions with customers
 - ▶ Emails (professional/formal writing)
 - ▶ 수준 높은 / 전문적으로 / 딱딱한 / 정식의
 - ▶ Presentation



Course
syllabus



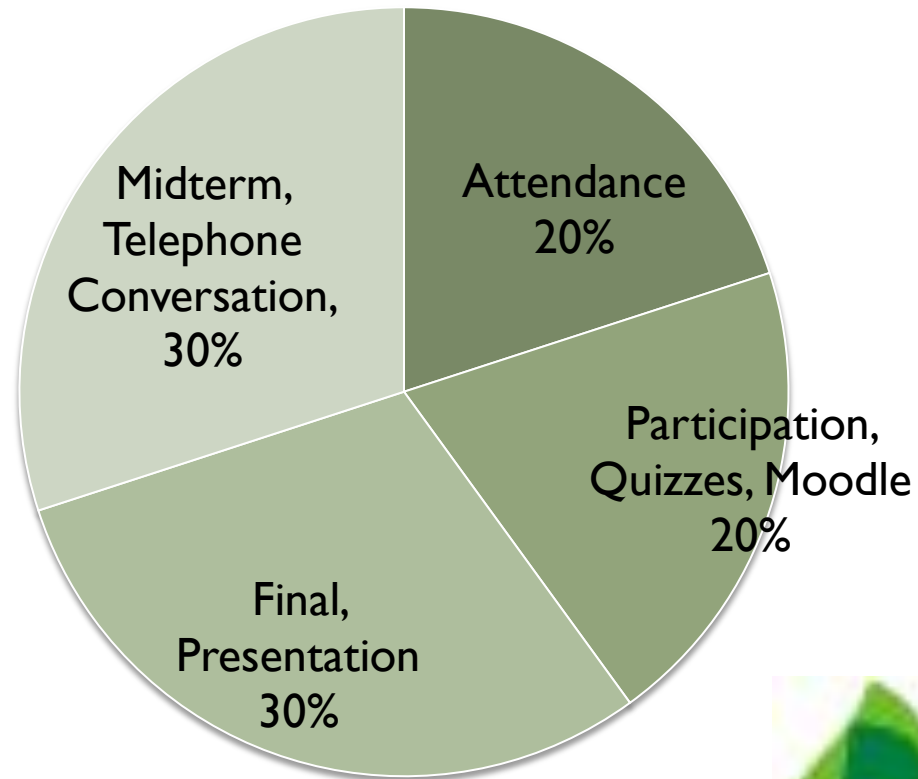
Grading System

Letter Grade	Score	Letter Grade	Score
A+	100–95	A	94 – 90
B+	89 – 85	B	84 – 80
C+	79 – 75	C	74 – 70
D+	69 – 65	D	64 – 60
		F	59↓ 10+ absences



Grading System

PRACTICAL ENGLISH 3



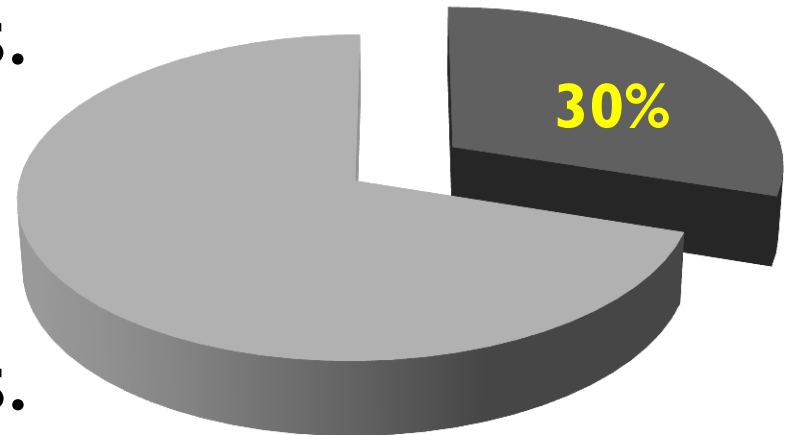
Midterm

Phone Conversation – *recording with a partner*

➤ mp3 50 pts.

Listening Test

➤ Units 1–5 50 pts.



Final

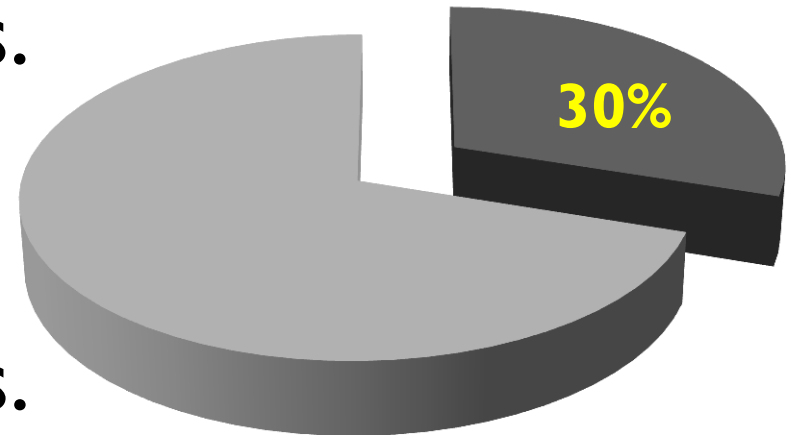


Presentation – *alone or with a partner, in front of class*

➤ ppt 50 pts.

Listening Test

➤ Units 6–9 50 pts.



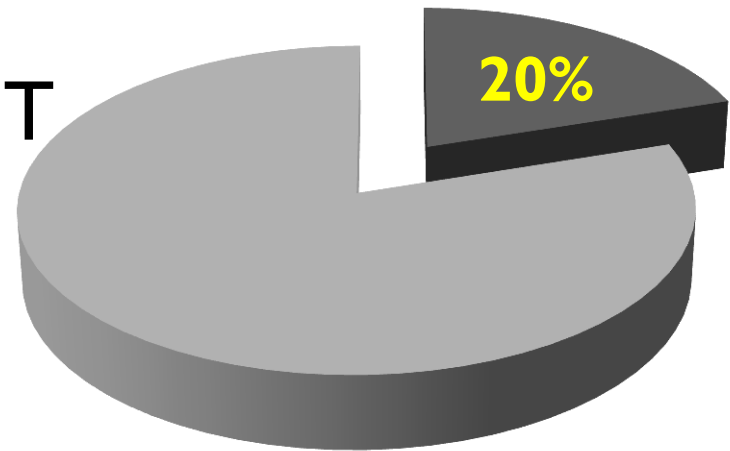
Attendance

Sleep = ABSENT

If you are **not** in class during roll call (first five minutes), you are LATE

15+ minutes late = ABSENT

3x late = 1 ABSENT
(unexcused)



10+ absences = F = FAIL



Excused absences

- ▶ Bring a note from the hospital
- ▶ **Official** documents only
- ▶ Fake documents → will be rejected 거부하다

- ▶ 위조 된 문서는 허용되지 않습니다

- ▶ School events (MT, trips, festival, etc.) – **not excused**
 - *Have fun* 😊
 - but you will be marked ABSENT



MAKE-UP QUIZ/EXAM

- ▶ I WILL **NOT** CONTACT YOU.
- ▶ IT IS **YOUR** RESPONSIBILITY TO CONTACT ME.

- ① You can take the quiz/exam with my other PE 3 class,
- ② Or come during my Clinic or office hour
- ③ Penalty on quiz: **MINUS 5 POINTS**
- ④ Penalty on exam: **MINUS 10 POINTS**

***If you don't contact me to make-up
a quiz or an exam = you get ZERO***



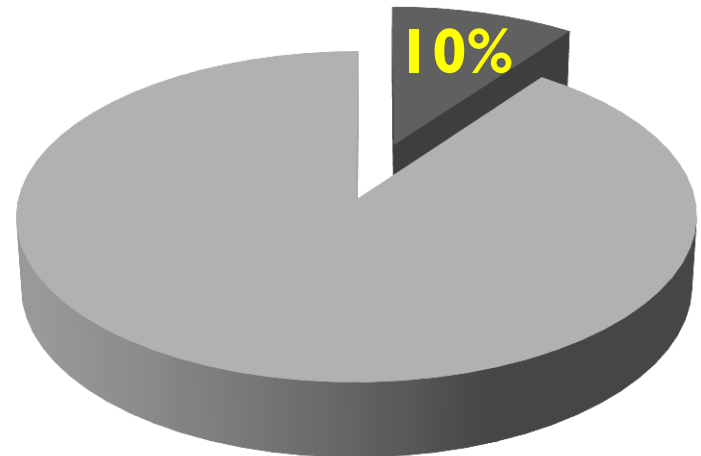
Quizzes (과제1, 2)

Quiz 1 (units 1-4)

➤ week 5

Quiz 2 (units 6-8)

➤ week 11



Moodle (과제3) online activities

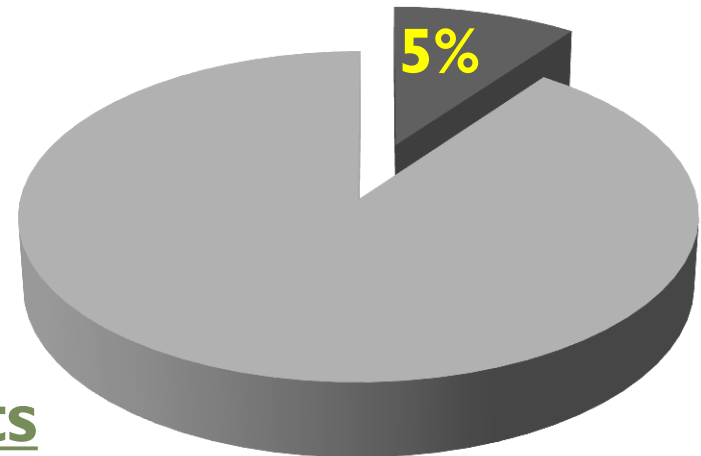


5 points: 80% and not late

2 points: Late

ZERO: one week late

There are 9 units → 45 points
+5 points → never late, 80%



Moodle (online activities)

- ▶ You **learn** content/skills from Online activities
- ▶ THEN, we use/practice/apply the skills in class (book)
사용하다 / 연습하다 / 적용하다

- ▶ Your tests are based on the Online activities

- ▶ Suggestions:
 - ▶ Take notes
 - ▶ Do it properly (don't cheat; no shortcuts) → LEARN IT





Participation is very important.

- ▶ Volunteer often
- ▶ Speak often
- ▶ Ask questions
- ▶ Help other students
- ▶ Do the group work PROPERLY



당신의 참가는 점수에 심한 영향을 미칠 거예요.



REMEMBER: Classroom manners



- ▶ 수업 시간에 핸드폰을 사용하지 마세요.
 - ▶ MINUS participation points.
-



REMEMBER: Classroom manners



- ▶ Do NOT sleep during class. 수업 시간에 자지 마세요.
- ▶ Sleeping = ABSENT **and** MINUS participation points.




REMEMBER: Classroom manners



Don't forget to --

1) Buy the book

- ▶ Practical English 3 – English for the Workplace



2) Read the Syllabus

- ▶ Understand the rules and grading policy
- ▶ If you have questions, please DON'T BE AFRAID to ask me





Online Activities



- ▶ Activity 1 Video presentation(s)
 - ▶ Activity 2 Vocabulary flashcards

 - ▶ Activity 3 Vocabulary quiz
 - ▶ Activity 4 Grammar quiz
 - ▶ Activity 5 Reading 1
 - ▶ Activity 6 Listening 1
 - ▶ Activity 7 Reading 2
 - ▶ Activity 8 Listening 2

 - ▶ Activity 9 FINAL QUIZ (you'll need your book)
-



One week BEFORE class

- ▶ Activity 1 Video presentation(s)
- ▶ Activity 2 Vocabulary flashcards

-
- ▶ Activity 3 Vocabulary quiz
 - ▶ Activity 4 Grammar quiz
 - ▶ Activity 5 Reading I

-
- ▶ Activity 6 Listening I
 - ▶ Activity 7 Reading 2
 - ▶ Activity 8 Listening 2

-
- ▶ Activity 9 FINAL QUIZ

-
- ▶ Preview the activities in the book.
-



Have a great semester!!!

Spring 2018

THINK

DO

BE

POSITIVE